



St. Tammany Parish Public Schools Supplemental Learning

Zoom for Students

What is Zoom's purpose?

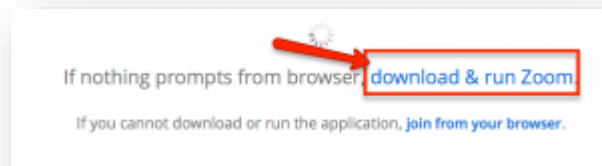
STPPS has made available the Zoom video conferencing software to support online learning and communication within classes. Your teacher may choose to use this option to have face to face sessions.

How do I access a Zoom Meeting?

Getting to Zoom for the First Time

Option 1: Join with Link

1. Click on the link provided to you by your teacher to join the Zoom meeting.
2. Zoom will ask you if you would like to download the Zoom application or to use your web browser. Click **"download and Run Zoom"**.

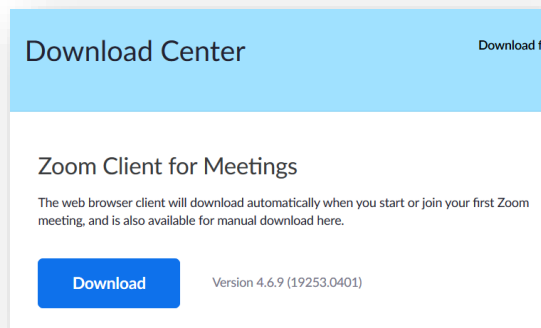


3. After Zoom downloads, follow the directions on your computer to install the application.
4. Once the app is installed, you will be asked to if you want to join the meeting.


NOTE: You will only need to install the Zoom application once.

Option 2: Join with Meeting Code

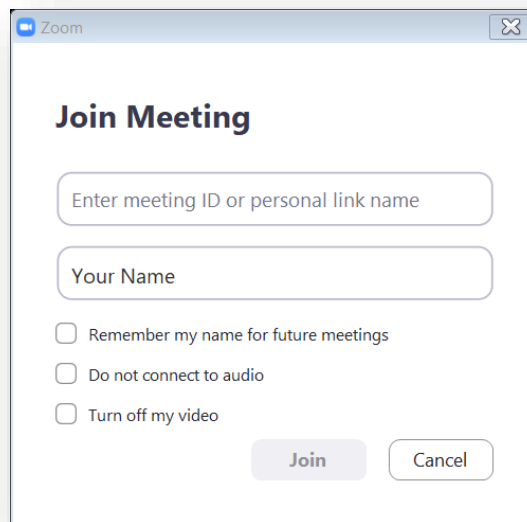
1. Download Zoom at <https://zoom.us/download>.
2. Open the Zoom installer from your Downloads folder and follow the on-screen steps to set up your Zoom Client.



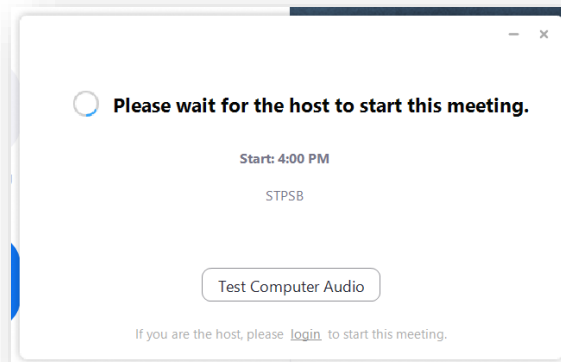
3. Open Zoom App.



4. Choose “Join a Meeting”



5. Enter the meeting code your teacher gave you in the first box. Put your first name in the second box. Click Join.
6. If the meeting has not started yet, you will be asked to wait until your teacher enters the meeting.



What are the Zoom participation guidelines?

- STPPS Virtual class meetings are for educational purposes only.
- Do not share personally identifiable information in meetings.
- Only STPPS teachers can call virtual class meetings.
- Be an active participant when attending.
- Do not upload/link video or audio recordings of yourself, use inappropriate language, or share inappropriate material.
- Use chat feature for commenting on class content only. No private conversations.
- Follow all STPPS policies and the policies of your teacher.

What else do I need to know when I attend a meeting?

- Be present when you attend meetings. Do not multitask.
- Make sure microphone and camera are muted until you are called on.
- On arrival, sign in with your "name" in the chat box.
- Place your camera at eye level. Wear school appropriate clothing.
- Be prepared to answer questions and take polls.
- Be mindful of what's going on behind you. Make sure you sit in a well-lit and quiet place.
- Chat box is for educational use only. No private conversations.